



inserts:		page
CD	64 poles + ⊕	45
CT, CTS (10A)	64 poles + ⊕	51
CDD	108 poles + ⊕	58
CQE	46 poles + ⊕	77
CN	24 poles + ⊕	83
CCE	24 poles + ⊕	92
CNE, CSE	24 poles + ⊕	93
CSS	24 poles + ⊕	101
CTE, CTSE (16A)	24 poles + ⊕	109
CMSE	10+2 (aux) poles + ⊕	118
CMCE	10+2 (aux) poles + ⊕	118
CX	4/8 poles + ⊕	133
MIXO	6 modules	137-151

insert centre distance:
104 x 27 mm

bulkhead mounting housings with 2 levers or 4 pegs



bulkhead mounting housings with single lever

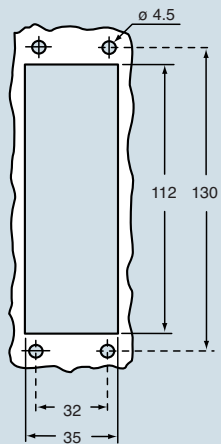


description	part No.	part No.
with one or two levers	CHI 24	CHI 24 L
with pegs ¹⁾	CHI 24 C	
with pegs and aluminium cover ¹⁾	CHI 24 CS	
with pegs and plastic cover ¹⁾	CHI 24 CP	
with lever and cover		CHI 24 LS

¹⁾ May be combined with hoods:
- CHO/CAO 24 X and CHV/CAV 24 X
- MHO/MAO 24 X and MHV/MAV 24 X

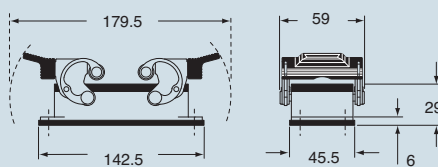
N.B.: the enclosures ensure IP66 protection (or IP65 cover versions) rating when mated and locked with the closing levers.
The cover (CS, CP) only ensures mechanical protection, but does not ensure IP65 protection rating.

panel cut-out for bulkhead mounting housings in mm

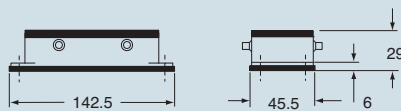


dimensions in mm

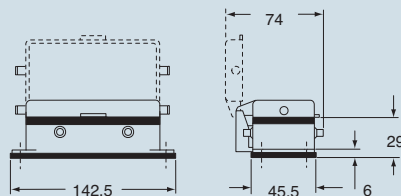
CHI



CHI C

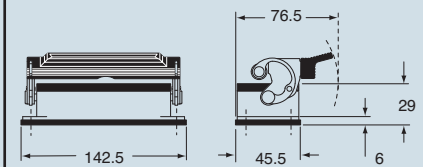


CHI CS/CP

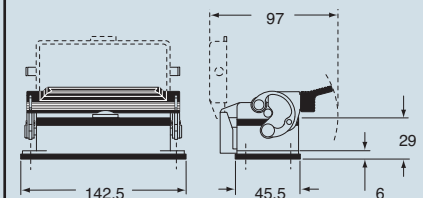


dimensions in mm

CHI L



CHI LS



CAUS® Type 4/4X/12

(excluding enclosures with plastic cover)

dimensions shown are not binding and may be changed without notice

size 104.27